













- a. Overlay
- b. Antistatic decorative paper
- c. AquaSafe HDF middle layer
- d. Backing for shape stability

Tests	DIN/EN standard	Laminat flooring Micala LC 200
-------	-----------------	--------------------------------





**General data on product composition**

Type of covering:	Flooring panel with top layer made from specially-resined decor paper	
Total thickness:	approx. 8mm	
Effective measurement: (length × width)	1287 x 198mm	
Product structure:	a. Overlay b. Anti-static decorative paper c. HDF base board (approx. 890 kg/m <sup>3</sup> ± 3%) d. Backing	

**Technical data**

Locking method:	MastercllicPlus	
 Wear class:	EN 13 329	23   32
		
 Determination of personal voltage:	EN 1815	In walk-over test according to DIN EN 1815 at climate of 23°C/25% relative humidity, the personal voltage was $U_p < 2$ kV. The laminate flooring can be described in accordance with EN 14041:2004 as "antistatic floor covering".
 Wear resistance:	EN 13 329 (appendix E)	AC4 (= IP ≥ 4,000 U)
 Impact resistance:	EN 13 329 (appendix F)	IC 2
 Stain resistance:	EN 13 329 (EN 438-2/26)	Group 1: grade 5 Group 2: grade 5 Group 3: grade 4-5
 Colour fastness:	EN 13 329 (EN ISO 105)	≥ stage 6 on the blue wool scale
 Fire behaviour:	EN 13 501	C <sub>fl</sub> -s1 (hardly flammable)
 Slip resistance:	EN 14 041 / 13 893	DS
Scratch resistance:	EN 438-2/25	≥ 5 N
 Formaldehyde emissions (E1 = 0.1 ppm):	EN 717-1	≤ 0.05 ppm


## Technical data

	Indent after constant load:	EN 13 329 (EN 433)	no visible changes
	Castor resistance:	EN 13 329 (EN 425)	no visible changes or damage with soft, standard castors
	Behaviour on simulation of shifting furniture foot:	EN 13 329 (EN 424)	no visible damage
	Underfloor heating:		Suitable for hot-water underfloor heating Electrical underfloor heating is generally suitable when it is built into the floor screed or the concrete layer and thus does not lie on the concrete layer as foil heating. The heating elements   pipes   wires must lie across the entire area and not just be partly present. If the area is only partially heated, the floor covering must have expansion joints (system profile strips). The maximum permitted surface temperature is 29°C. Standard foil heating systems are generally not recommended. One exception is self-regulating heating systems which maintain the 29°C surface temperature.
	Heat transfer resistance:	EN 12 667	with MEISTER-Silence 25 DB: 0.07 m² K/W

## Tolerances

	Right-angle of the elements:	EN 13 329	target values met
	Determination of edge straightness:	EN 13 329	target values met
	Surface flushness:	EN 13 329	target values met
	Joint opening between the elements:	EN 13 329	target values met

## General data on environment, installation and care

	Blue Angel:	RAL-UZ 176	awarded
	Disposal:		Residual pieces can be disposed of in household refuse (e.g. thermal treatment) Dispose large quantities according to municipal provisions (e.g. recycling centres) An energetic utilization in authorized plants is recommended.
	Cleaning and care:		Cleaning after completion of construction work/day-to-day cleaning: CC Laminate Cleaner Special cleaning: CC Elatex Stain Remover
	Areas of application:		The Micala flooring is suitable for all living areas as well as for commercial areas with normal wear, e. g. offices, waiting rooms, boutiques etc. Special requirements apply to treatment rooms and medical practices.
	AquaSafe-System:		All premium laminate floors from MEISTER are suitable for humid rooms as they have the AquaSafe system's comprehensive protection against humidity. So-called "humid rooms" are all rooms with higher but not permanent moisture and/or with periodically high humidity, e.g. bathrooms. This does not include outdoor areas and wet rooms, e.g. saunas, shower cubicles, steam rooms and rooms with a floor drain. Please note: Do not leave puddles of water/spills to dry on the surface but wipe up and wipe dry immediately (within 30 minutes).
	Preconditions for installation:	DIN 18 365	The substrates must be ready for laying on according to the generally recognised rules of the trade, taking into account VOB (German construction contract procedures), part C DIN 18 365 "parquetry work". The substrate must be dry (in the case of mineral substrates max. 2% or with underfloor heating 1.8 %, with anhydrite screed max. 0.5% or with underfloor heating 0.3 % residual moisture – measured with CM devices), even, firm and clean. Additionally, any unevenness of 3mm/ per initial metre and 2mm per further metre must be evened out according to DIN 18 202, table 3, line 4. The installation instructions provided with the product must be observed.



MeisterWerke Schulte GmbH reserves the right to make alterations to material and structures when this serves to improve the quality.